


Downloading eBooks to your iPad, iPhone or iPod Touch

Step 1: From your device, go to the App Store™ and search for “**OverDrive Media Console**” to download OverDrive Media Console for iPhone, iPad, or iPod Touch. (**Please note that this app requires iOS 4.0 or later). Tap “**Free**”, then “**Install**”. When prompted, enter your Apple ID and Password.



Step 2: You will be prompted to enter an Adobe ID to authorize your device. Enter your existing Adobe ID and password or follow the instructions to create a new one.

Step 3: Tap “**Get Books**” and then select “**Add a Library**”.

Please enter your Adobe ID

Adobe ID (email address)

Password

Authorize

Don't have an Adobe ID?

Get a free Adobe ID

After creating your account at Adobe.com, enter your Adobe ID in the fields above.



Step 4: To add your library, tap “**Browse for Libraries**”.

Add a Library

Cancel

Find a library by name, city, or postal code.

Search

Search

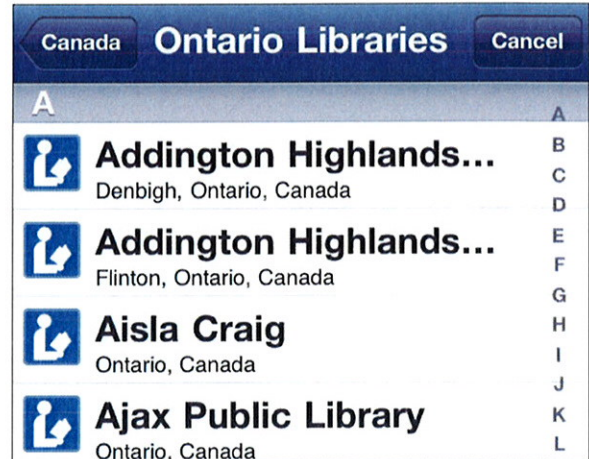
Browse for Libraries

Downloading eBooks to your iPad, iPhone or iPod Touch

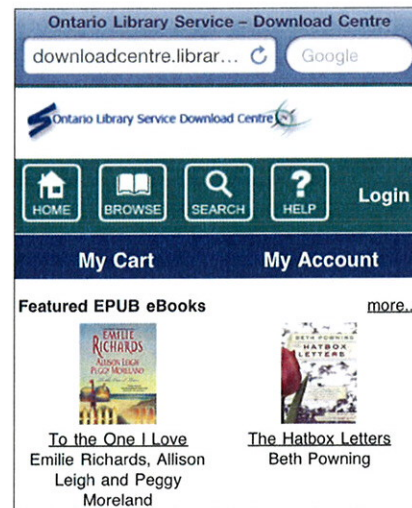
Step 5. Choose “Canada” and then “Ontario”.



Step 6. Select your library from the list of Ontario libraries.



Step 7: After selecting your library, you will be taken to the Ontario Library Service Download Centre (<http://downloadcentre.library.on.ca>). Tap “Login”.




Step 8: Access to eBooks is limited to library patrons only. Sign in with your library card number and PIN to proceed. *Please note that this process may vary slightly, depending on your library’s website configuration.*

Library card number

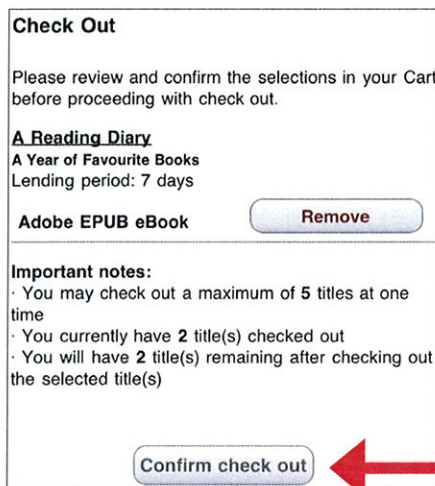
PIN

Downloading eBooks to your iPad, iPhone or iPod Touch

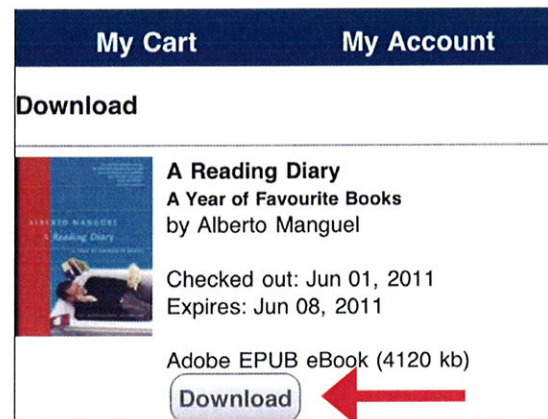
Step 9. To download an eBook, select a title that you would like to check out. Tap **"Add to Cart"** to begin the checkout process. Then select **"Proceed to Checkout"**



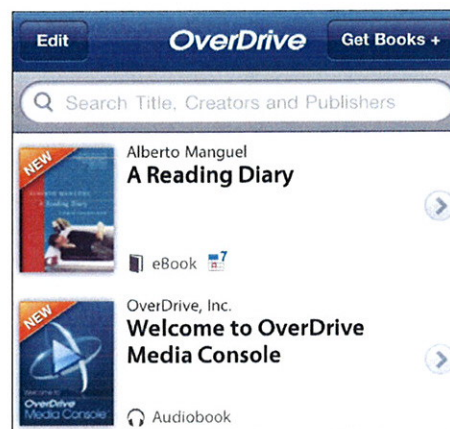
Step 10: Review your checkout information and tap **"Confirm Checkout."**



Step 11: Tap **"Download"** to save the book to your device.



Step 12: When your title has finished downloading, it will appear in your OverDrive Media Console. Tap the title to start reading. Enjoy!



For further help with downloading eBooks from OverDrive, please visit <http://downloadcentre.library.on.ca>. Thanks to the staff of Chinook Arch Regional Library System for their assistance.



201 Owen Sound Street, P.O. 127

Shelburne ON L0N 1S0

Tel: 519-925-2168

Fax: 519-925-6555

www.shelburnelibrary.ca

Hours

Monday 9 am – 1 pm

Tuesday 9 am – 5 pm

Wednesday 9 am – 5 pm

Thursday 12 pm – 9 pm

Friday 10 am – 7 pm

Saturday 11 am – 4 pm

Closed Sundays and Holidays